


# Mass Maritime Academy Uniform Fit Sheet



If you are unable to make it into the store to be fitted, please have a professional tailor take your measurements to ensure you have the correct fit for your uniforms.

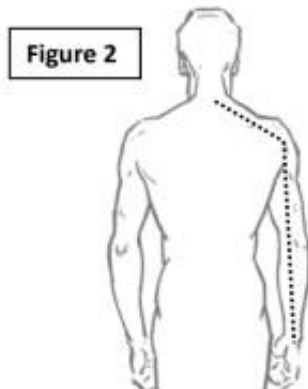
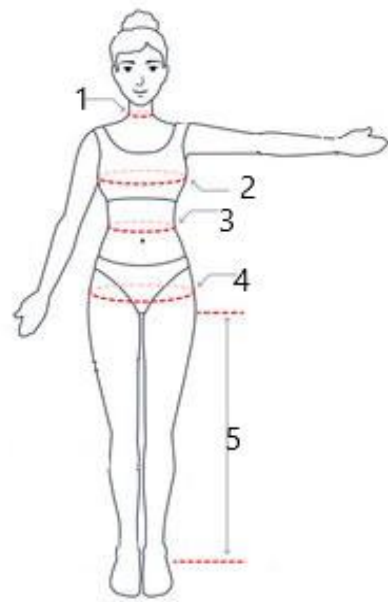
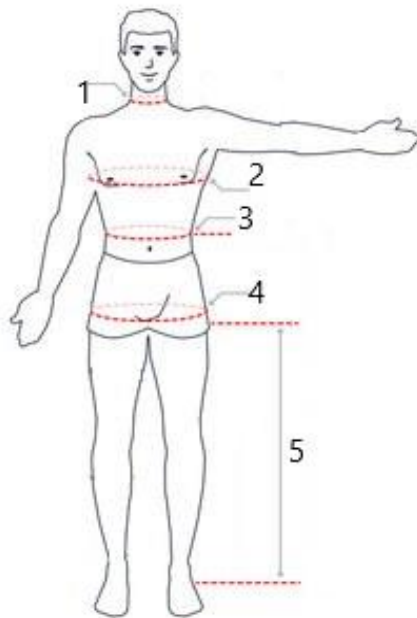
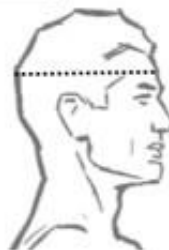


Figure 3



Measurement (Inches)	Frame Size
20 3/8	6 1/2
20 3/4	6 5/8
21 1/8	6 3/4
21 1/2	6 7/8
22	7
22 3/8	7 1/8
22 3/4	7 1/4
23 1/8	7 3/8
23 1/2	7 1/2
23 7/8	7 5/8

Note: Order the next largest size frame if your measurement falls between sizes

# MMA New Cadet Fit Sheet

Last Name: \_\_\_\_\_ First Name: \_\_\_\_\_

Class Of: \_\_\_\_\_ Phone Number: \_\_\_\_\_

Shoe Inserts: YES NO

Wool Allergy: YES NO

Height: \_\_\_\_\_ Weight: \_\_\_\_\_

T-Shirts/Sweater/Officer/Work/Running Jacket: S M L XL 2XL 3XL (Rain gear up one size)

Gym Shorts/Running Pants: S M L XL 2XL 3XL Glove Size (S-2XL): \_\_\_\_\_

Shoe Size/Width: \_\_\_\_\_ Boot Size/Width(Down one from shoe size): \_\_\_\_\_

1. Neck : \_\_\_\_\_

Around the neck with no space between the neck and measuring tape.

2. Chest: \_\_\_\_\_

Around the chest, well up under arms and over shoulder blades. Take measurement with both arms at sides, in a resting position.

3. Waist: \_\_\_\_\_

4. Hips (females only): \_\_\_\_\_

Waist - Around natural waist where trouser waistband will rest. Hips – Around largest part

5. Inseam: \_\_\_\_\_

From the bottom of the crotch to the middle of the ankle bone.

Figure 2 (Sleeve length): \_\_\_\_\_

Start with the tape at the center of the neck, then down the arm, behind the elbow to the end of the wrist.

Figure 3 (Cover frame size): \_\_\_\_\_

Measure around head ensuring tape is level all around. Tape should be about 1" above eyebrows.